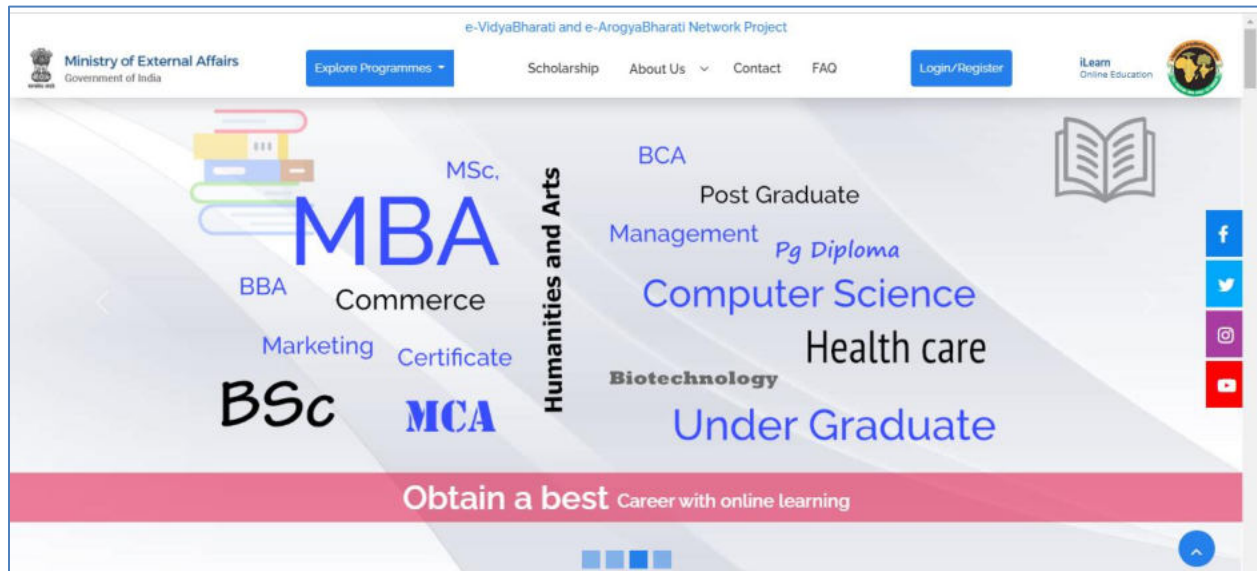



iLearn Student Registration Process – Mizoram University

- Please go to website :- <https://ilearn.gov.in/>



- Scroll down to the section of **Partner Universities** & Click on the **Mizoram University** logo.



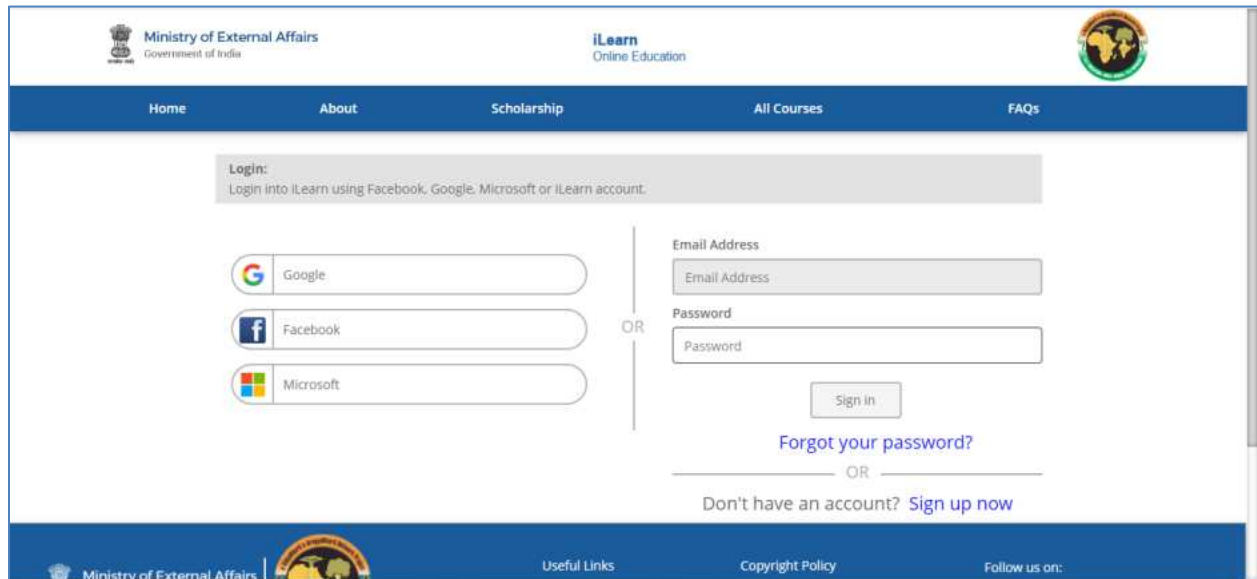
- Once the university page opens click on **View Course Catalog**.

The screenshot shows the website interface for Mizoram University. At the top, there is a navigation bar with the Ministry of External Affairs logo, 'Explore Programmes' dropdown, 'Scholarship', 'About Us', 'Contact', 'FAQ', 'Login/Register', and 'iLearn Online Education' logo. The main content area features the Mizoram University logo on the left, a 'View course catalog' button, and the university's name in large text. To the right, it lists 'No. of Courses : 33', 'NIRF Ranking : 67', and 'NAAC Ranking : A'. Below the name is an 'University Description' section with a paragraph of text. On the far right, there are social media icons for Facebook, Twitter, Instagram, and YouTube, and a blue back arrow at the bottom right.

- Click on any the Program which you want to register for.

The screenshot displays the course catalog page. The top navigation bar is identical to the previous page. On the left side, there are four filter dropdown menus: 'All' for Course Term, 'All' for Partner Institutions, 'Category' (with 'All' selected), and another 'All' dropdown. The main content area shows three course cards. Each card has a header image, a title, the institution name 'MZU Mizoram University', and a duration of '1 Year'. The first card is 'Executive Diploma In Application Development', the second is 'Executive Diploma In Internet Of Things', and the third is 'Executive Diploma In Artificial Intelligence'. Below these cards, there are three more header images with titles: 'COMPUTER APPLICATIONS' and two others partially visible. On the right side, there are social media icons for Facebook, Twitter, Instagram, and YouTube, and a blue back arrow at the bottom right.

- Register yourself into ilearn using the sign Up option or login with your credentials (if already registered).



- Once you log in and click on the course, below page will be displayed. You can view the entire details of the course.



- Click on **Apply now (ilearn)**, You will be taken to the Registration page.



Mizoram University
P.O Box No. 190, Tanhril
Aizawl, Mizoram, Tel No. - 8100339339, Website mzuonline.in/

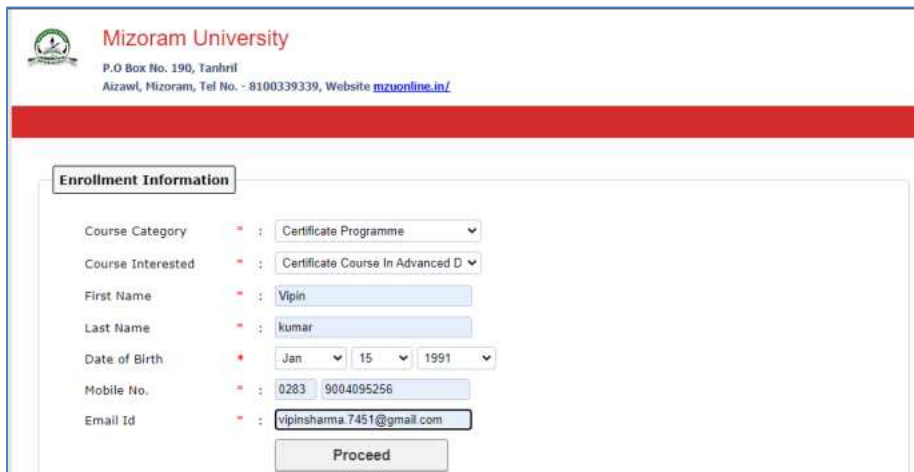
CROSS CHECK THE PRE-REQUISITES :

1. Original Scanned Copy of **Id Proof**(Kindly upload PNG, JPG Or JPEG file with size between 50 KB to 250 KB)
2. Original Scanned Copy of **Passport**(Kindly upload PNG, JPG Or JPEG file with size between 50 KB to 250 KB)
3. Please enable pop-up in your browser

I agree

Next >>

- Fill the first level of information as shown below. Once filled, click on Proceed.



Mizoram University
P.O Box No. 190, Tanhril
Aizawl, Mizoram, Tel No. - 8100339339, Website mzuonline.in/

Enrollment Information

Course Category : Certificate Programme

Course Interested : Certificate Course In Advanced D

First Name : Vipin

Last Name : kumar


Date of Birth : Jan 15 1991

Mobile No. : 0283 9004095256

Email Id : vipinsharma.7451@gmail.com

Proceed

- Below is the Application form which will open up, Fill all the red * marked details in the form. Also in the email ID field if a Red cross appears then please register yourself on the iLearn portal by clicking on the Red cross. If you are a registered user then a Green tick mark will show up and you can proceed with filling of the application form.



Mizoram University
 P.O Box No. 190, Tanhril
 Aizawl, Mizoram, Tel No. - 8100339339, Website mzuonline.in/

Admission Form

Enrollment Information

Code	Direct	*	Unv Enrollment No	
Course	Certificate Course In Advanced Digital M	*	Batch	July-2022-3 Month
Partner Institute	MZU	*		

Personal Information

First Name	Vipin	*		
Middle Name				
Surname	Sharma	*		
Photo	Choose File No file chosen	*		<div style="border: 1px solid gray; padding: 5px; width: 50px; margin: 0 auto;">NO IMAGE</div> <p style="font-size: small; margin: 0;">Upload PNG, JPG Or JPEG file with size between 50 KB to 250 KB</p>
Gender	<input checked="" type="radio"/> Male <input type="radio"/> Female <input type="radio"/> Transgender	*		
Birth Date	05/02/2016	*		
Email Id	test@gmail.com	*		If this red cross mark appears then please register yourself first on the iLearn website
Local Government Id			Mobile No	9004095256
Father/Husband Name		*	Secondary Mobile No	
Location	<input type="radio"/> Rural <input type="radio"/> Urban		Mother Name	
			Physical Status	<input type="radio"/> Disabled <input type="radio"/> Non-Disabled

- Fill all the details in the application form. Upload all the relevant documents that are displayed.

Country of Residence: --Select-- * Past Nationality (Enter ISO2 code, for e.g. GH for Ghana):

National ID:

Communication Information

Correspondence Address

Address Line 1: Address Line 2: Country: --Country-- State: --State-- Other: City: --City-- Other: Pincode:

Permanent Address Same as Correspondence

Address Line 1: Address Line 2: Country: --Country-- State: --State-- Other: City: --City-- Other: Pincode:

Upload Document List

SrNo	Document	
1	Original Scanned Copy of Id Proof (Kindly upload PNG, JPG Or JPEG file with size between 50 KB to 250 KB)	File Upload
2	Original Scanned Copy of Passport (Kindly upload PNG, JPG Or JPEG file with size between 50 KB to 250 KB)	File Upload *
3	Original Scanned Copy of 10th Mark Sheet (Kindly upload PNG, JPG Or JPEG file with size between 50 KB to 250 KB)	File Upload *
4	Original Scanned Copy of 12th Mark Sheet (Kindly upload PNG, JPG Or JPEG file with size between 50 KB to 250 KB)	File Upload *
5	Original Scanned Copy of UG Mark Sheet (Kindly upload PNG, JPG Or JPEG file with size between 50 KB to 250 KB)	File Upload

Education Detail Section

- Complete the third part of the admission form and click on submit form button.

to 250 KB) [Upload](#) *

4 Original Scanned Copy of 12th Mark Sheet (Kindly upload PNG, JPG Or JPEG file with size between 50 KB to 250 KB) [File Upload](#) *

5 Original Scanned Copy of UG Mark Sheet (Kindly upload PNG, JPG Or JPEG file with size between 50 KB to 250 KB) [File Upload](#)

Education Detail Section

Exam Name: Name of Board/University & School/College: Degree/Passing Certificate No:

Date Of Passing(DD/MM/YYYY): Subject Studied: Result:

Marks Obtained: Maximum Marks: Division:

Select Highest Qualification [ADD MORE QUALIFICATION](#)

Exam	Certificate No	Passing Year	Name of Board/University	Subjects	Marks Obtained	Max Marks	Division/Percentage Result	Is Highest
* Atleast One Education Detail is Compulsory								


Work Experience

Company Name: Off. Address: Currently Working: Yes No

Date of Joining: Date of Leaving: [ADD TO LIST](#)

Company	Address	Currently Working	DOJ	Date of Leaving
Submit form				

- Once the form is submitted successfully, you will get the acknowledgement on screen as below.



The screenshot shows a confirmation page for Mizoram University. At the top left is the university's logo. To its right, the text reads "Mizoram University" in red, followed by "P.O Box No. 190, Tanhril" and "Aizawl, Mizoram, Tel No. - 8100339339, Website mzuonline.in/". Below this is a red horizontal bar with the text "Admission Form" in white. The main body of the page contains the message "Your application has been submitted successfully."